

2018 MARCO TRIAL DATA



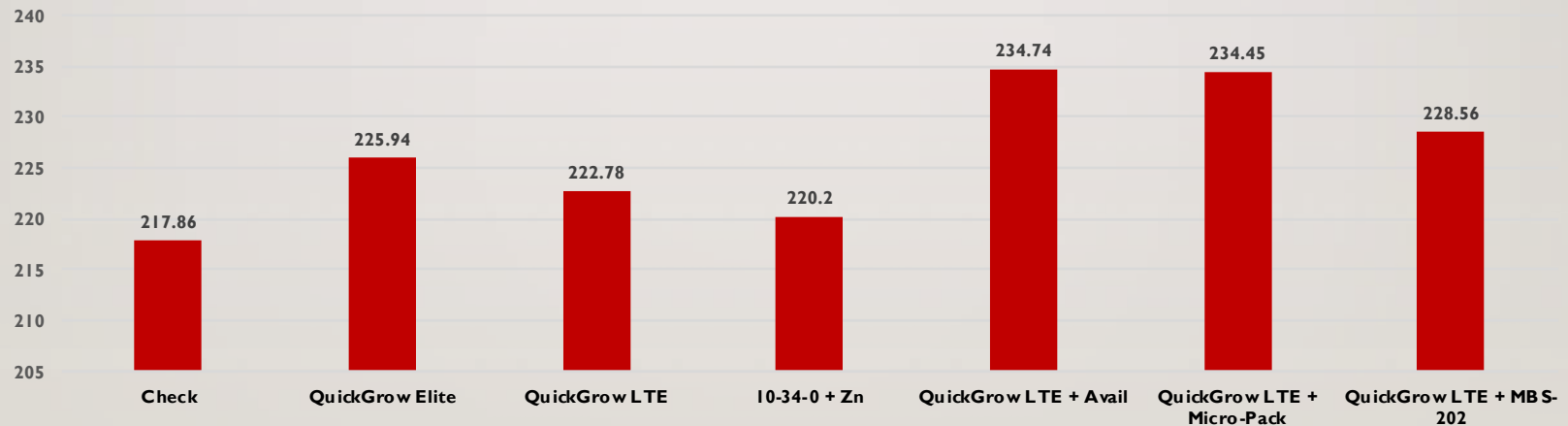
The logo features the word "MARCO" in a white, serif font on a red background, with "QuickGrow" in a white, serif font on a black background below it. The entire logo is enclosed in a white border with a black shadow.

MARCO

QuickGrow

2018 AGR-TECH CONSULTING TRIALS 4 REPS (LTE & VALUE ADDED + 10-34-0 + ZN)

Agri-Tech Consulting
4 Replications/Trial



AGRI-TECH CONSULTING 3 YEAR QUICKGROW AVERAGE

- QuickGrow Elite @ 5 GPA = 10.7 Bu/A
- QuickGrow LTE @ 5 GPA = 7.9 Bu/A

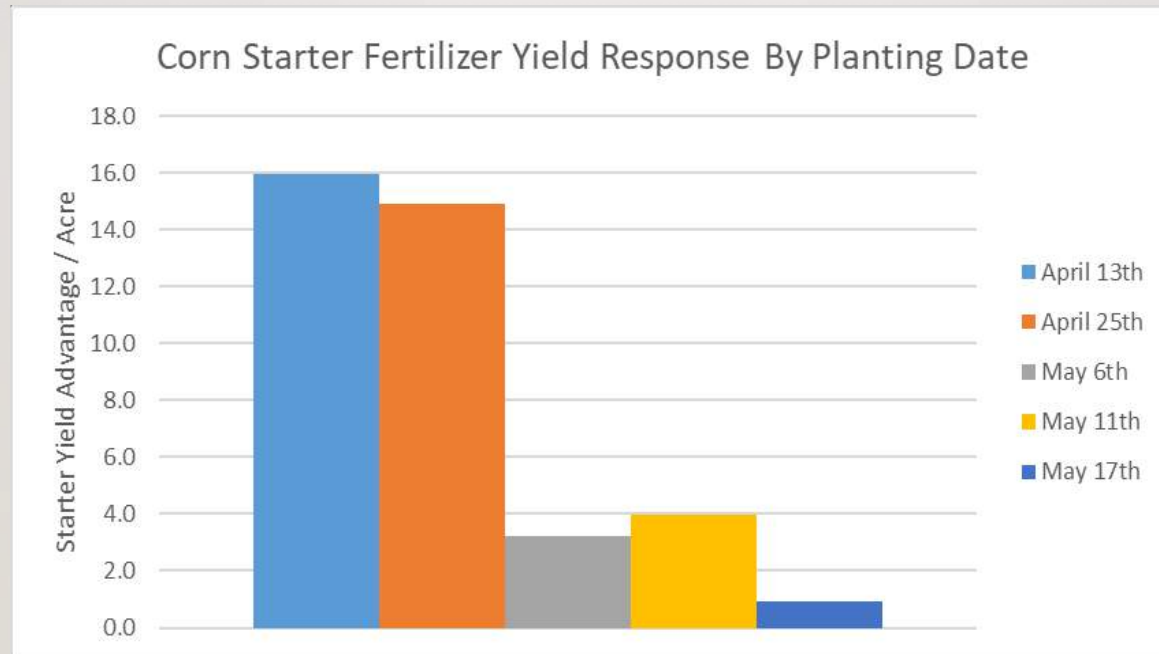
2018 PTI Trial Results

Corn Starter Fertilizer Response by Planting Date

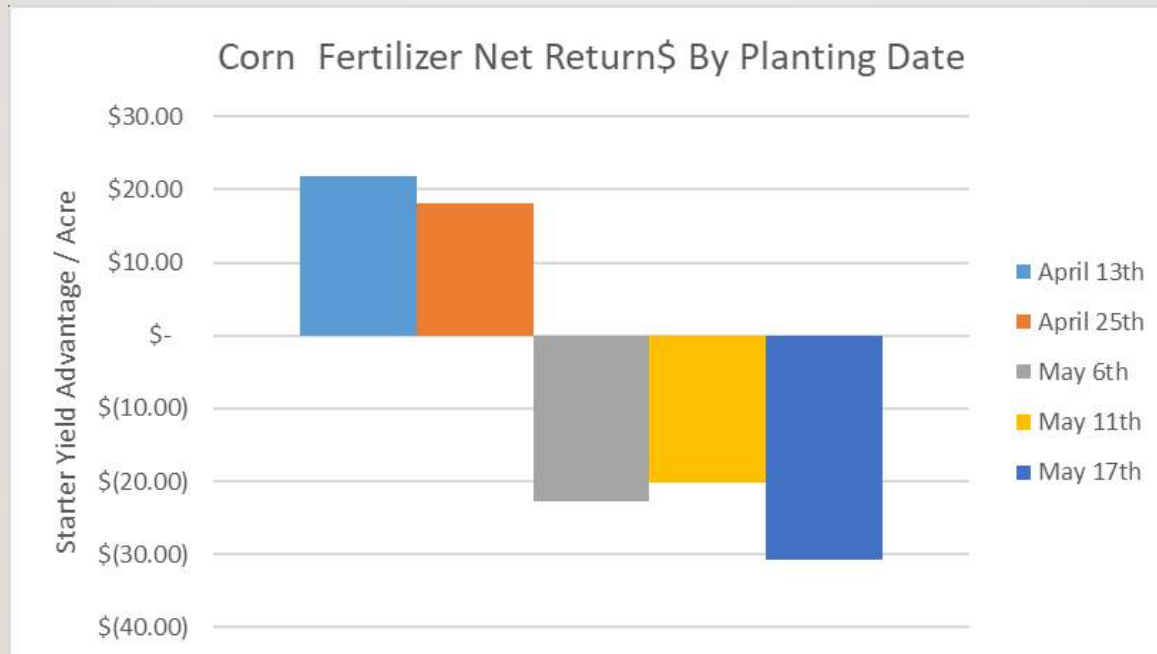


✓ Precision Planting

PRECISION PLANTING STARTER RESULTS BY PLANTING DATE.....YIELD



PRECISION PLANTING STARTER RESULTS BY PLANTING DATE.....ROI



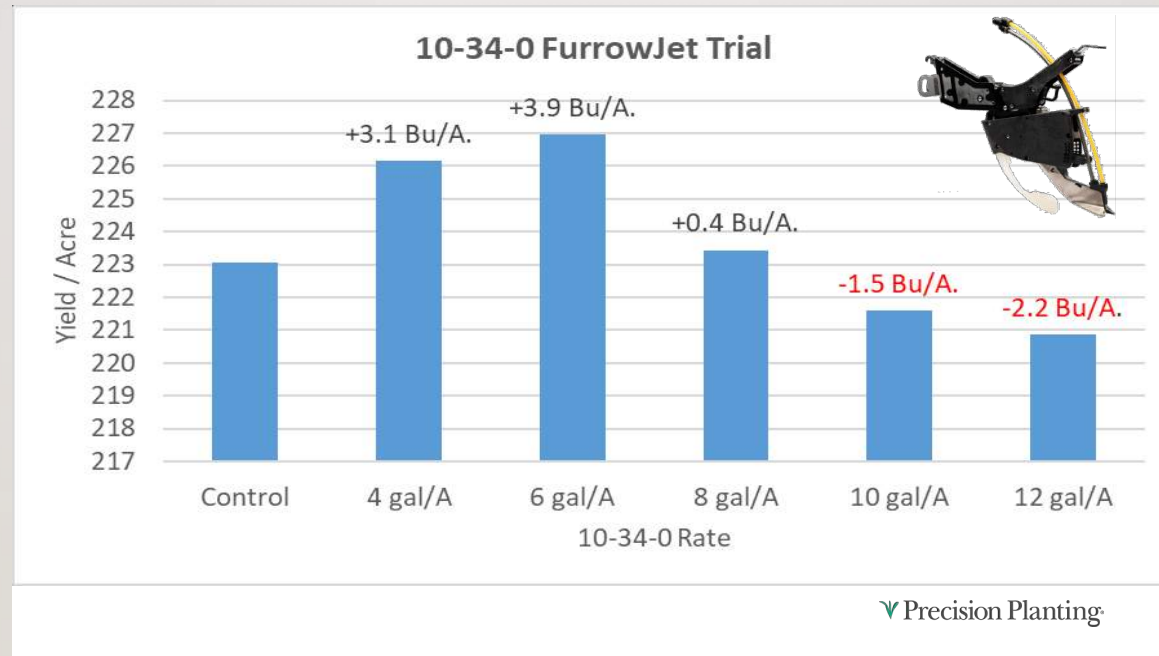
2018 PTI Trial Results

FurrowJet Product/Rate Studies



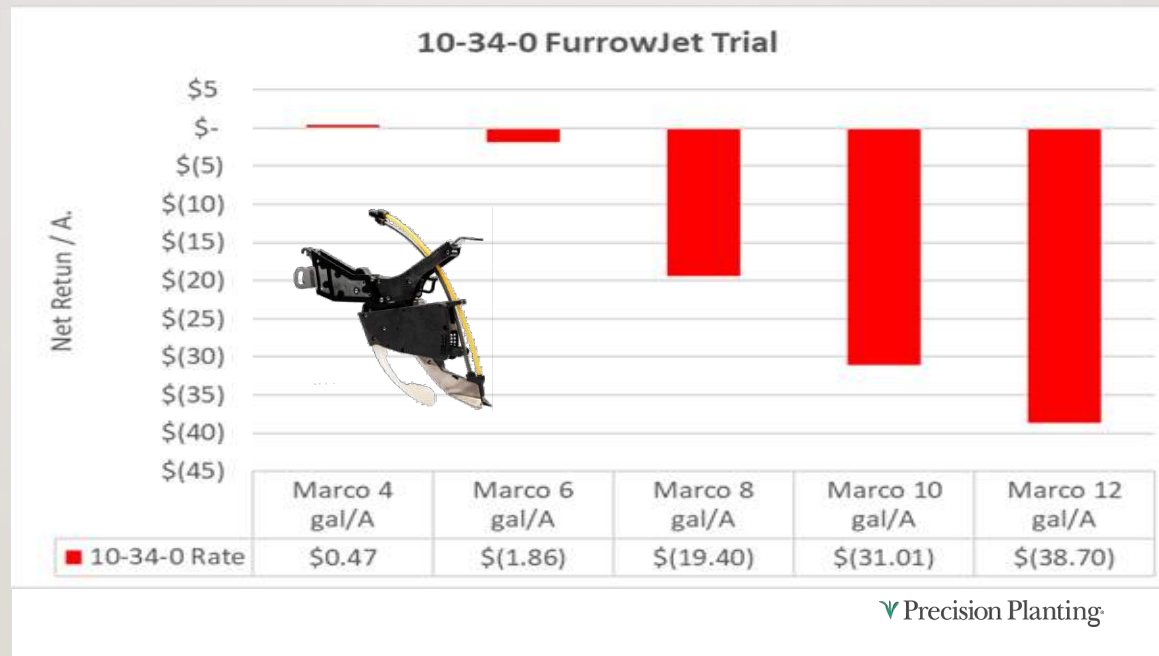
✓ Precision Planting

FURROWJET RATE STUDY 10-34-0.....YIELD

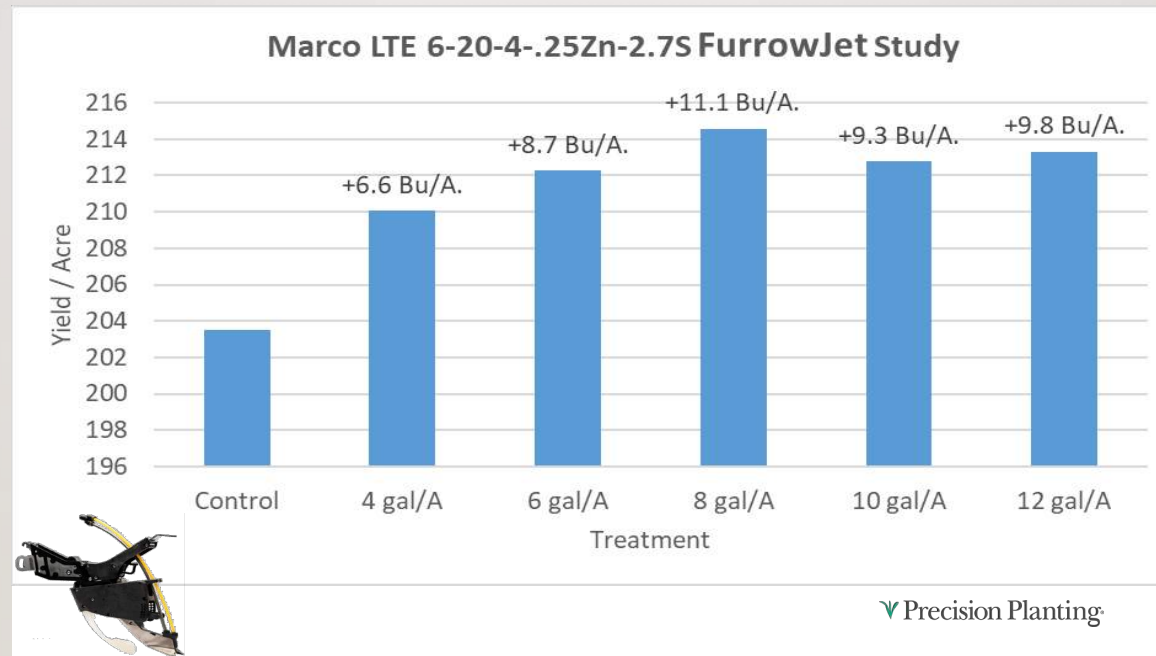


FURROWJET RATE STUDY

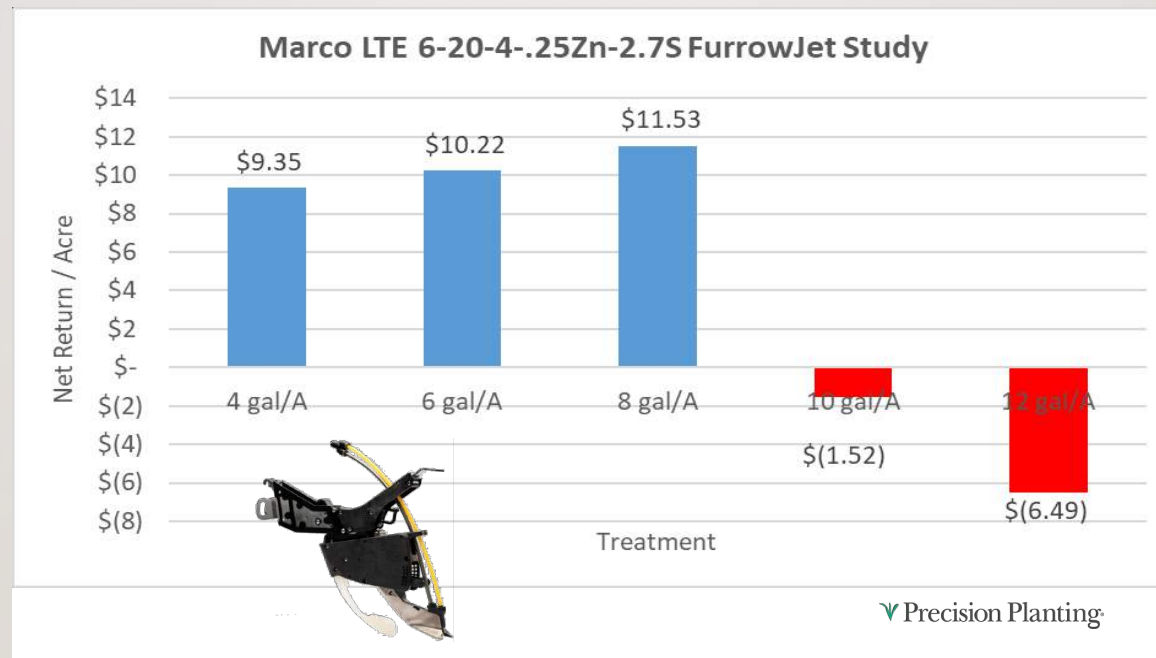
10-34-0.....ROI



FURROWJET RATE STUDY QUICKGROW LTE.....YIELD



FURROWJET RATE STUDY QUICKGROW LTE.....ROI



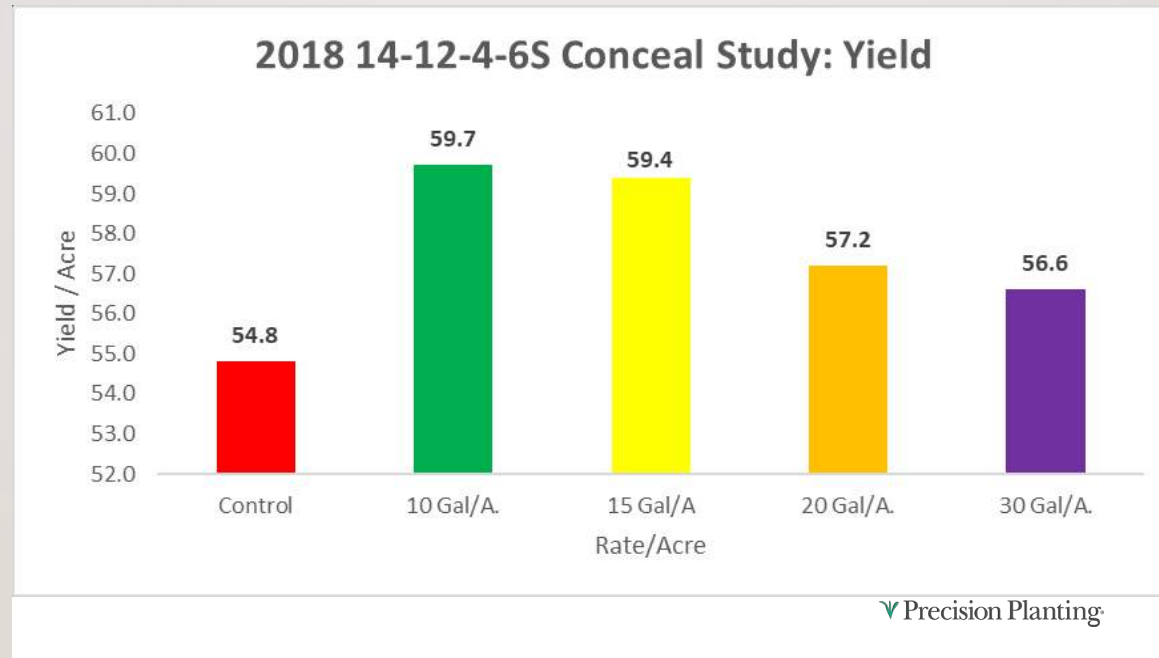
2018 PTI Trial Results

Conceal Studies

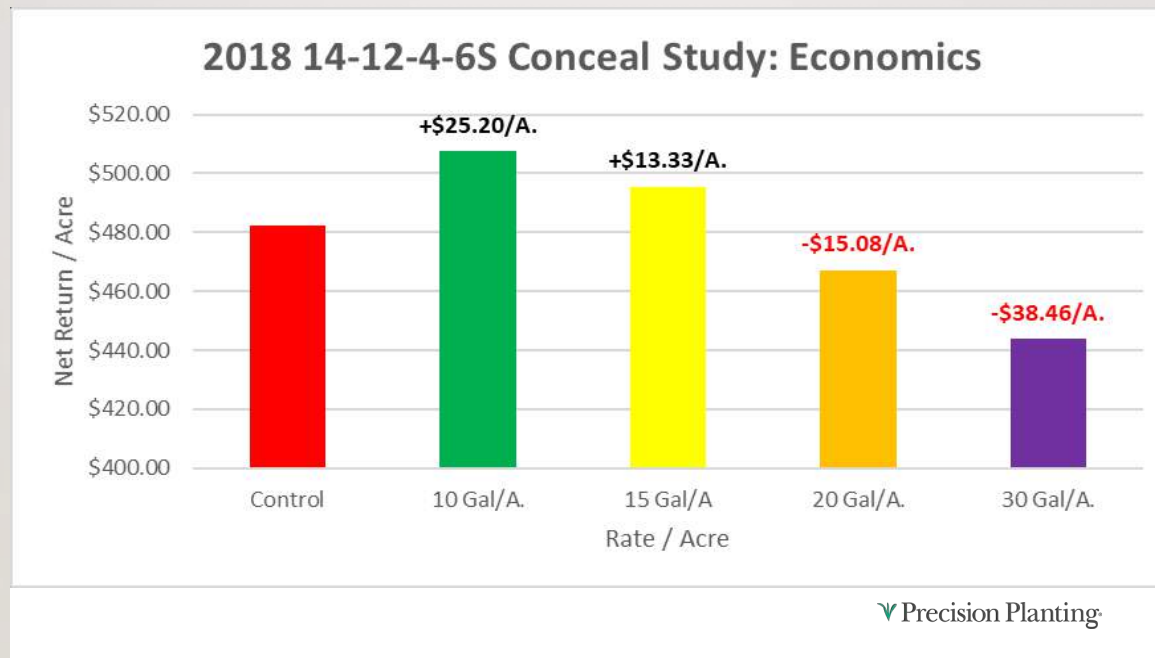


✓ Precision Planting®

CONCEAL SOYBEAN STUDY NUTRISTART 14-12-4-6S.....YIELD

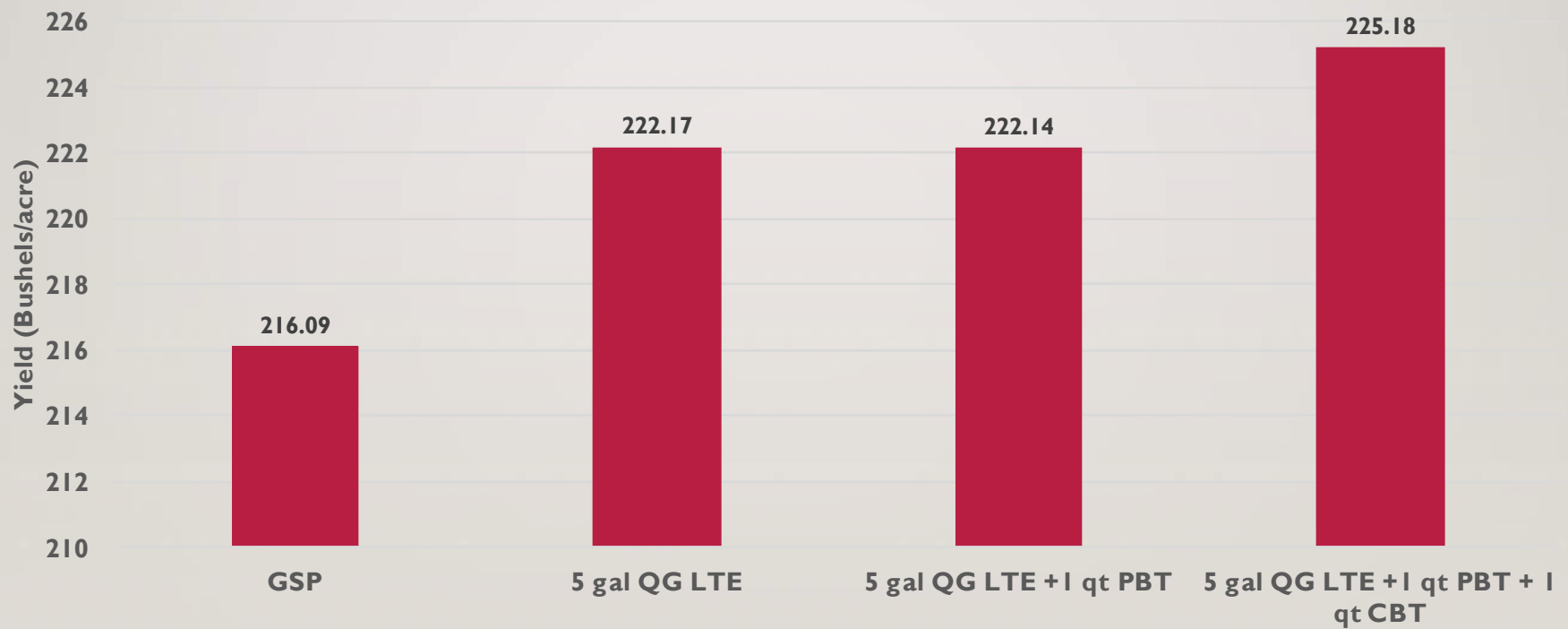


CONCEAL SOYBEAN STUDY NUTRISTART 14-12-4-6S.....ROI

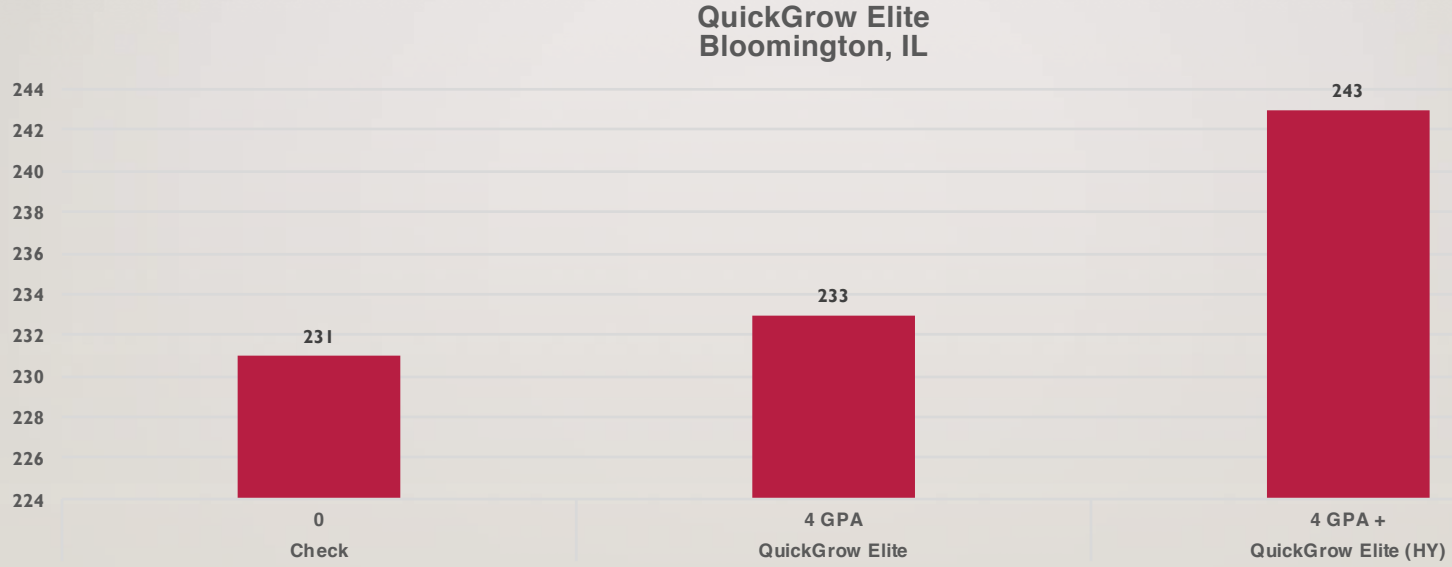


QUICKGROW LTE STARTER TRIAL YIELD RESULTS

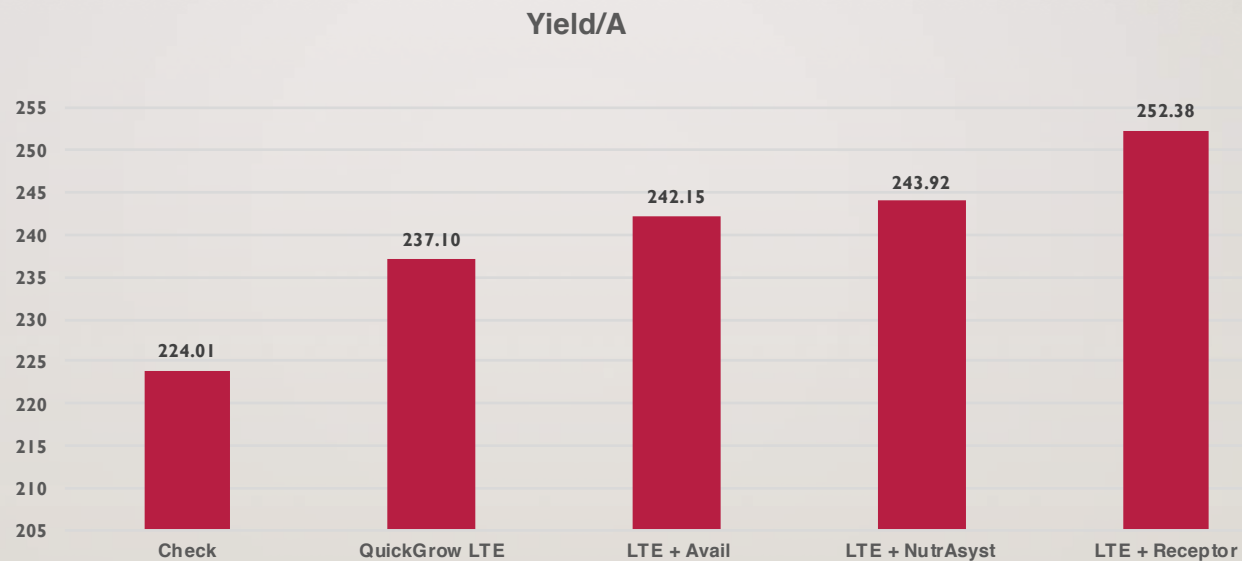
2018 Starter Fertilizer Additive Trial (Whitewater, WI)



2018 QUICKGROW ELITE TRIALS SIDE BY SIDE



2018 QUICKGROW LTE REPLICATED TRIALS HEYWORTH, IL (3 REPS)

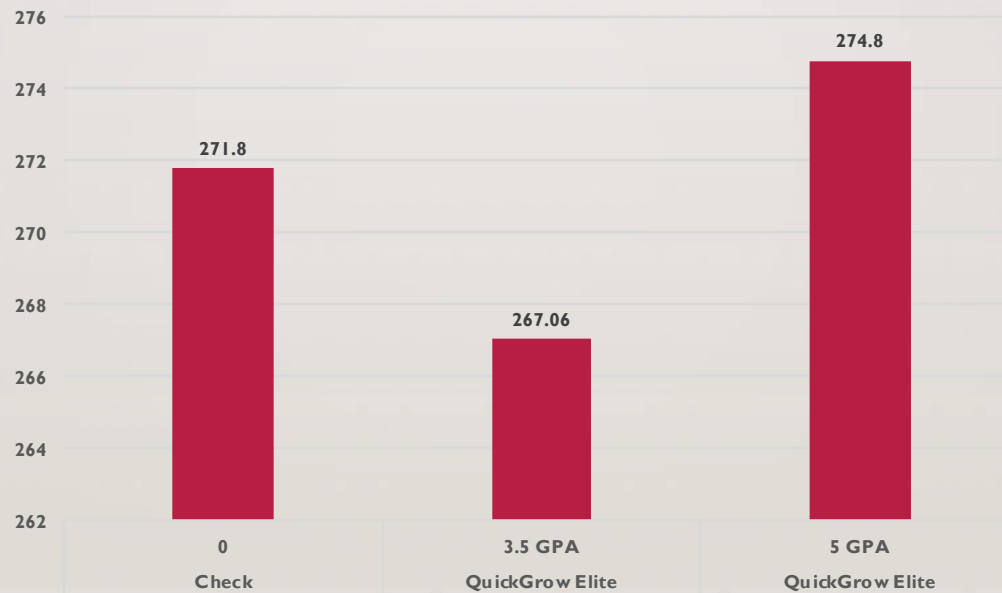


LINCOLN, IL QUICKGROW ELITE ON-FARM TRIAL.....REPLICATION #1



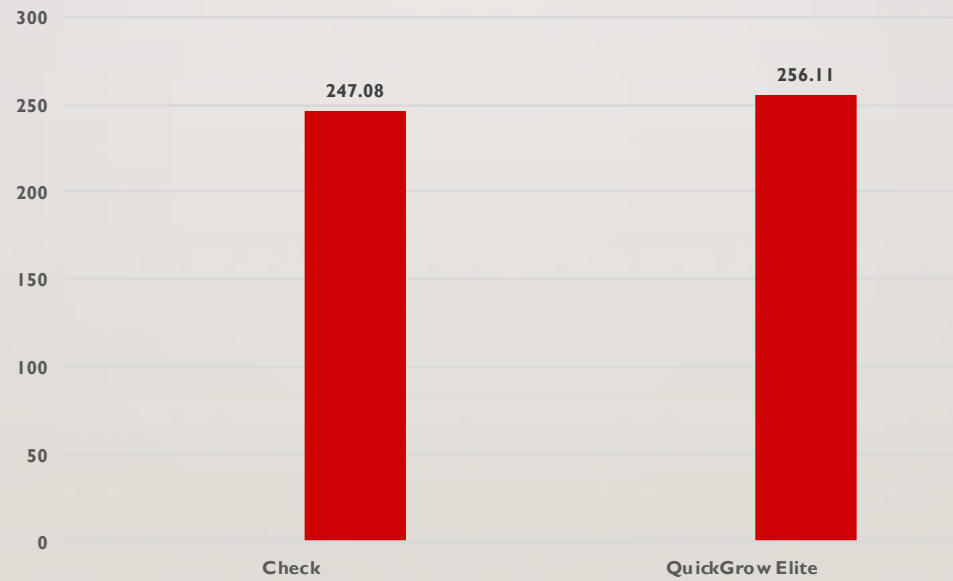
LINCOLN, IL QUICKGROW ELITE ON-FARM TRIAL.....REPLICATION #2

QuickGrow Elite On-Farm Trial
Lincoln, IL



LINCOLN, IL QUICKGROW ELITE ON-FARM TRIAL.....REPLICATION #3

QuickGrow Elite On-Farm Trial
Check (left) QuickGrow Elite @ 3.5 GPA



SOY CAPITAL AG SERVICES IN-FURROW TRIAL

2018 In Furrow Starter Plot



Planted: April 22, 2018	Tillage: Conventional
Harvested: September 12, 2018	Planting Pop: 35,700
Hybrid: Dekalb 64-35	Plot Length: 537
Fungicide: No	Plot Width: 15

Entry	Company	Product	Weight	Moisture	TW	Yield
1	Marco NPK	Quickgrow LTE 6-20-4-2.75S-.25Zn	3118	18.3	61.1	287.2
2	Marco NPK	Quickgrow LTE 6-20-4-2.75S-.25Zn + Avail .5	3028	19.5	58.0	274.0
3	Nutrient Management	NMS1 + Biologicals	3120	20.0	61.8	280.2
4	Nutrient Management	NMS2 + Biologicals	3148	19.4	60.1	285.3
5	Soil Service Crop Choice	3-18-18-1 + micros + nutripathic	3026	19.4	60.4	274.2
6	Arysta Life Science	Tepera Plus (water as carrier)	2792	19.2	61.2	272.5
7		Untreated check	2954	19.8	59.6	266.1

TRIALS WITH INSIGNIFICANT YIELD RESPONSE

- **Lincoln, IL – FIELDVIEW (QuickGrow LTE) FurrowJet**
- **Le Roy, IL – FIELDVIEW (QuickGrow LTE plus various value added inputs) FurrowJet**
- **Le Roy, IL – FIELDVIEW (QuickGrow LTE plus Receptor) In-Furrow**

The logo is a shield-shaped emblem with a white border. The top half is a red banner containing the word "MARCO" in white, bold, serif capital letters. The bottom half is a black banner containing the text "Nitro 'K'" in white, bold, serif font, with "Nitro" in lowercase and "'K'" in uppercase.

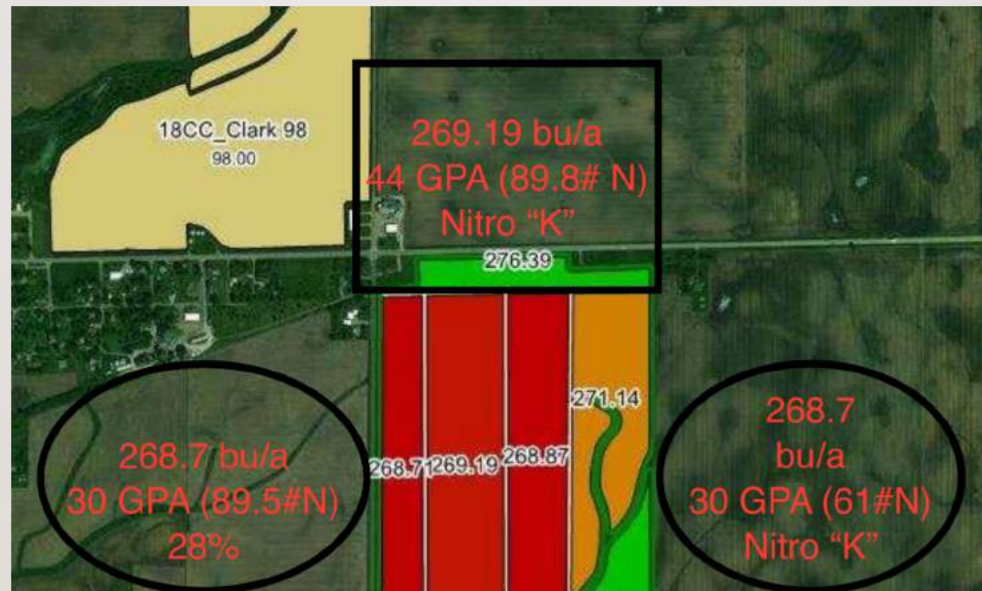
MARCO

Nitro "K"

2018 AGRI-TECH CONSULTING NITRO “K” COMPLETE TRIAL (4 REPLICATIONS)

CORN						
Trial # 3			9-Oct-18	9-Oct-18	9-Oct-18	9-Oct-18
Side-dress trial		Harvest complete	Harvest	Harvest	Harvest	Grain yield
			grain	plot	actual	adjusted to
2018-91		Seed: Standard ST F&I	moisture	weight	test wt	@15%
replication	treatment	description	%	lbs	lbs	bu/acre
1	1	Nitro K 22-0-4-4S 21.2 gpa	24.36	159.42	56.8	250.80
2	1		24.02	157.02	56.9	248.13
3	1		25.12	162.58	56.8	253.20
4	1		24.86	160.32	56.9	250.55
			24.59	159.84	56.9	250.67
1	2	28%N 16.7 gpa	24.11	147.86	56.9	233.38
2	2		24.63	160.33	56.8	251.33
3	2		24.08	159.11	56.7	251.24
4	2		24.93	155.92	56.7	243.44
			24.44	155.81	56.8	244.85

2018 NITRO "K" SIDE BY SIDE DEWITT COUNTY



MARCO

Safe "N"

2018 AGRI-TECH CONSULTING SAFE "N" COMPLETE PRE-PLANT (4 REPLICATIONS)

CORN						
Trial #			14-Oct-18	14-Oct-18	14-Oct-18	14-Oct-18
Preplant		Harvest complete	Harvest grain	Harvest plot	Harvest actual	Grain yield adjusted to
2018-92		Seed: Standard ST F&I	moisture	weight	test wt	@15%
replication	treatment	description	%	lbs	lbs	bu/acre
1	1	Safe N complete	24.36	155.81	57.1	245.12
2	1	29-0-0-4S 50.3 gpa	22.51	144.39	56.9	232.71
3	1	160# N	23.69	158.63	57.2	251.76
4	1		24.05	149.37	57.0	235.95
			23.65	152.05	57.1	241.39
1	2	28% N 53.6 gpa	24.66	148.02	57.0	231.94
2	2	160# N	23.18	144.76	57.0	231.29
3	2		22.95	150.32	56.9	240.89
4	2		22.76	152.98	56.9	245.76
			23.39	149.02	57.0	237.47

